

# XJ-III Plasma Separator

*Easy to Operate*

*Quality Assurance*

*Security Assurance*

*Intelligent Adjustment*

*Intelligent Connectivity*



**XJ-III**

**Qingdao Haier Biomedical Co., Ltd.**

No.280 Feng Yuan Road, High-tech Zone,  
Qingdao, 266111, P.R. China

E-mail: [inquiry@haierbiomedical.com](mailto:inquiry@haierbiomedical.com)

Website: [www.haiermedical.com](http://www.haiermedical.com)

Mar, 2026



Haier Biomedical



Haier Biomedical  
International



Haier Biomedical  
International




Haier Biomedical  
International



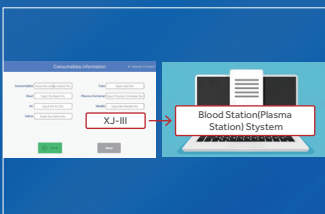
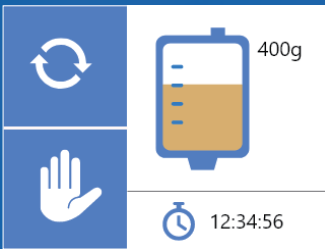

Haier Biomedical  
International

XJ-III intelligent plasma separator is a computer operated device composed of a centrifuge, optical sensors, pumps, valves, pressure sensor, weighers, air detectors, and an operator control touch screen display. These parts all work together to separate blood into its different components and divert the plasma into a collection container attached to the disposable kit. All blood components that are not to be collected are returned to the donor. If desired, saline can also be returned to the donor for volume replacement.

## Introduction to Components



- |   |   |
|---|---|
| 1 Alarm Light                             | 17 Tubing Guide                                 |
| 2 Control Panel                           | 18 RFID Module                                  |
| 3 Saline Pole                             | 19 Scanning Code Module, IC Card Reading Module |
| 4 Centrifuge                              | 20 Blood Valve                                  |
| 5 Saline Valve                            | 21 Donor Pressure Monitor (DPM)                 |
| 6 Line Sensor                             | 22 Donor Line Air Detector 1 (DLAD1)            |
| 7 Plasma Valve                            | 23 Donor Line Air Detector 2 (DLAD2)            |
| 8 Anticoagulant Pole                      | 24 Blood and Blood Component Filter Bracket     |
| 9 Anticoagulant Pump                      | 25 Plasma Weigher                               |
| 10 Anticoagulant Line Air Detector (ACAD) | 26 Fan  |
| 11 Blood Pump                             | 27 Network Interface                            |
| 12 Blood Line Air Detector (BLAD)         | 28 Cuff Interface                               |
| 13 Screen of Plasma Donor                 | 29 Trumpet                                      |
| 14 Handle                                 | 30 Nameplate                                    |
| 15 Power Switch                           | 31 Input Power Socket                           |
| 16 Tubing Guide                           | 32 USB Interface                                |



### Easy to Operate:

Guide-way system guides the whole process of operation, also monitors whether all consumables are correctly installed. Automatically complete the writing and uploading of consumables and collection information.

### Intelligent Adjustment:

Blood can be collected through peripheral veins. The blood pump adjusts the speed of collection according to the change of DPM.

### RFID:

The equipment is configured with an RFID function module, which can automatically record information by reading RFID tags on consumables, saline bags, anticoagulant bags, etc. The operating frequency spectrum range is 840-960 MHz.

### Quality Assurance:

The RBC overflow monitor prevents red blood cells from flowing into the plasma collection container and improves the quality of plasma.

### Security Assurance:

Four air detectors are configured to prevent air embolism, pressure monitoring for real-time patient safety. In case of power failure, data is automatically recorded and the recovery program is automatically entered after power supply to ensure that the collection continues smoothly.

### Screen of Plasma Donor:

Located on both sides, it can display instructions:

- The remaining of plasma to be collected.
- Percentage of plasma collection.
- Volume of plasma collection.
- The amount of remaining plasma to be collected.
- Instruct the donor to shake hands to raise the blood level.
- Instruct the donor to release his hand.

### Intelligent Connectivity:

When all collection completed, collection information "start & end time, blood & plasma volume, cycles, plasma cycle, AC used, collection & return speed" will be displayed on the screen and uploaded into plasma station system at the same time.

Through the data connection between the plasma station system and the XJ-III equipment, we can achieve: (1) The accuracy of data is ensured; (2) Document work is simplified; (3) The efficiency of operators is improved; (4) The information of blood donors can also be tracked and recorded.

## Specifications

Input Power (VA)	500	Blood Pump Speed (mL/min)	20-150
Input Voltage (V/Hz)	110-240-50/60	Plasma/Cycle (g)	0-300
Rated Speed of Centrifuge (r/min)	6000-7500	Total Plasma Collection (g)	0-900
Communication Interface	RJ-45, USB	NaCl/Cycle (g)	0-250
Measurements (g)	0-1000	Total Amount of NaCl (g)	0-500
Net/Gross Weight (kg)	31/37(±1)	Anticoagulant: Whole Blood	1:16
Exterior Dimensions (W*D*H)(mm)	(640*550*745)±10mm	Cuff Compression Range (kPa)	0-13.3
Work Environment	Ambient Temperature 10-30°C; Relative Humidity Less than 85%	Noise (dB)	Less than 62
		Certification	MDR

## Introduction to Components

Display Screen	A 10-inch touch-enabled LCD display. All relevant information and human-computer interaction are accomplished through this.
Anticoagulant Rod	Built-in sensors can detect whether there is anticoagulant on it, and whether anticoagulant was mistakenly hung instead of saline. If hung incorrectly, an automatic alarm will be triggered.
Saline Rod	The height of the saline rod is optimized to prevent saline from flowing back into the plasma container due to gravity caused by the height difference when the solenoid valve opens after the collection process, which could otherwise compromise plasma quality. In addition, the saline rod is equipped with a load cell. As the saline bag and the anticoagulant bag have different weights, the sensor will trigger an alarm and prevent the collection process if it detects a weight inconsistent with that of the saline bag. Furthermore, the saline hook is designed as a wide hook, in contrast to the round hook used for the anticoagulant. This design, combined with the differently shaped hanging holes on the saline and anticoagulant bags, physically prevents incorrect placement.
Barcode Scanning (This Function Needs Barcode Scanner to Comply, Users can Choose to Use it or Not by Themselves)	Built-in barcode scanning for plasma donors. Once the barcode scanning is successful, the donor's information (donor's name, ID number, donor status, collection prompt...) will be automatically retrieved. The function needs network to realize based on plasma station system, and display information needs to adjust according to plasma station's demands.
USB Interface	It is equipped with USB interface and network interface, which can be used for inputting information and transmitting the collected data.
Blood Pump (Metal Pump Head)	The blood pump is a peristaltic pump that transports blood between the donor and the centrifuge. During blood collection, the blood pump rotates clockwise to transfer the whole blood containing anticoagulant to the centrifuge for centrifugal separation. During the transfusion, the blood pump rotates anticlockwise to transfuse the remaining contents (such as red blood cells, etc.) in the centrifuge back to the plasma donor.
Anticoagulant Pump (Metal Pump Head)	The anticoagulant pump is a peristaltic pump that delivers the anticoagulant between the anticoagulant bag and the blood-taking needle connector. During blood collection, the anticoagulant pump can automatically deliver the anticoagulant to the bloodtaking needle connector at the set ratio of anticoagulant to whole blood, and mix it with the whole blood from the donor.